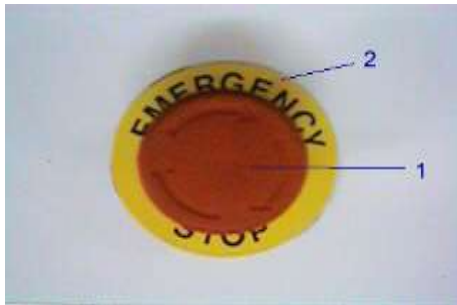




KST-820-0019	SEL-SL-P-SCH	Main Switch (20 A)
--------------	--------------	--------------------

Figure 1




1	KST-820-0016	SEL-BT-ASK-EMA	E-Stop Button
2	KST-820-0018	SEL-BT-ASEK	E-Stop Button's label

Figure 2



1	KST-813-0001		Heat Controller (CAL3200)
2	KST-820-0032	SEL-SG-B16A-FED	Automatic Fuse (16 A)
3	KST-820-0002	SEL-KT-04-220O-SCH	Contactora (16 A)

Figure 3



1	KST-830-0002		Terminal Block (Fuse type)
2	KST-830-0005		Terminal Block (2,5mm)
3	KST-822-0001		Buzzer (12V)
4	KST-822-0004		Knob for speed pot.
5	KST-822-0002		Speed adj. Pot. (5K)
6	KST-829-0039		Led (Green)

Figure 4




d Board.
verter SIEMENS (0,37KW)



KST-821-0001		Touch Panel
--------------	--	-------------

Figure 7



1	KST-989-0011		Pressure Knob
2	KYM-11T-0003		Screw for front pressure.
3	KYM-11T-0005		Spring for front pressure.

Figure 8



1	KYM-11T-0009		Spring for fixed roller.
2	KYM-11T-0013		Spring for bottom plate holder (short)



3	KYM-11T-0014	Spring for bottom plate holder (long)
---	--------------	---------------------------------------

Figure 9



1	KYM-11A-0003	Silicon Roller (<i>MP400</i>)
1	KYM-11A-1003	Silicon Roller (<i>MP200</i>)
2	KYM-11T-0015	Auxiliary Roller (<i>MP400</i>)
2	KYM-11T-1015	Auxiliary Roller (<i>MP200</i>)
3	KYM-11T-0016	Main Roller (<i>MP400</i>)
3	KYM-11T-1016	Main Roller (<i>MP200</i>)

Figure 10




KYM-11Y-0059	Heating Element (<i>MP400</i>)
--------------	----------------------------------

Figure 11



KYM-11Y-1059	Heating Element (<i>MP200</i>)
--------------	----------------------------------

Figure 12



1	KYM-11A-0013		Rear pressure screw.
2	KYM-11T-0030		Spring for rear pressure.
3	KYM-11T-0032		Spring for rear pressure screw..
4	KYM-11T-0033		Rear pressure arm.

Figure 13



1	KYM-11T-0038		Gear for main motor output.
2	KYM-11T-0039		Gear for silicon roller.

Figure 14



1	KYM-11A-0009		Tightening mechanism (complete)
---	--------------	--	---------------------------------

Figure 15



1	KYM-11Y-0040		Tightening mechanism body.
2	KYM-11Y-0041		Tightening arm.
3	KYM-11Y-0042		Tightening pulley.
4	KYM-11Y-0043		Spring for tightening mechanism.




Figure 16




KST-511-0608		Bearing (608 zz)
--------------	--	------------------

Figure 17




1	KYM-11T-0044		Scraper holder.
2	KYM-11A-0005		Scraper (bottom)comp. (MP400)
3	KYM-11A-0007		Scraper (top)complete. (MP400)

Figure 18



1	KYM-11A-1005		Scraper (bottom) comp. (MP200)
2	KYM-11A-1007		Scraper (top) complete. (MP200)

Figure 19



1	KYM-11Y-0019		Scraper's Teflon (bottom). (MP400)
2	KYM-11Y-1019		Scraper's Teflon (bottom). (MP200)






Figure 20



1	KYM-11Y-0022		Scraper's Teflon (top). (MP400)
2	KYM-11Y-1022		Scraper's Teflon (top). (MP200)

Figure 21



1	KYM-11T-0045		Spring for scrapers.
2	KYM-11T-0046		Spring for cleaner mechanism.
3	KYM-11T-0047		Cleaner mechanism holder (long).
4	KYM-11T-0048		Cleaner mechanism holder (short).

Figure 22



KYM-11A-0017		Cleaner mechanism (compl.) (MP400)
--------------	--	---

Figure 23






KYM-11A-1017		Cleaner mechanism (compl.) (MP200)
--------------	--	------------------------------------

Figure 24




KYM-11T-0050		Belt tightening shaft.
--------------	--	------------------------

Figure 25



1	KYM-11T-0057		Transmission shaft.
2	KYM-11T-0056		Transmission arm.
3	KYM-11T-0058		Transmission arm's holder.

Figure 26



1	KST-950-0008		Bottom belt. (MP400)
2	KST-950-1008		Bottom belt. (MP200)

Figure 27



1	KST-950-0007	Upper belt. (MP400)
2	KST-950-1007	Upper belt. (MP200)

Figure 28




1	KST-555-6002	Bearing (6002 special edition).
2	KST-506-0175	Bearing (one way type).

Figure 29



KST-401-0002	Main motor+gear box.
--------------	----------------------

Figure 30



1	KST-942-0381	Chain 3/8.
---	--------------	------------




2	KST-931-0111	Thermocouple (Fe-Const.)
---	--------------	--------------------------

Figure 31



KST-402-0012	Cooling fan for belts. (220V)
--------------	-------------------------------

Figure 32



KST-822-0018	Transformer (2x12v - 2 w)
--------------	---------------------------

Figure 33



KST-822-0068	Cooling Fan (12 v 8x8cm)
--------------	--------------------------


Figure 34






KST-811-0009	Inverter (0,37KW Telemekanique)
--------------	---------------------------------

Figure 35




1	KST-822-0013	Red Button
2	KST-822-0014	Green Button

Figure 36



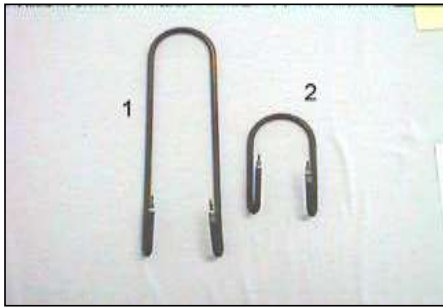
KYM-128-0001	Optocoupler board.
--------------	--------------------

Figure 37



KST-821-0013	Front panel..
--------------	---------------

Figure 38




1	KYM-11y-0048		Heater 500 w (<i>MP400</i>)
2	KYM-11y-1048		Heater 300 w (<i>MP200</i>)

Figure 39



1	KYM-11y-0049		Heater house holder.
2	KYM-11y-0050		Heater house holder spring.

Figure 40



1	KYM-11y-0047		Heater house (solid) (<i>MP400</i>).
1	KYM-11y-1047		Heater house (solid) (<i>MP200</i>).
2	KYM-11y-0054		Heater house (for tc) (<i>MP400</i>).
2	KYM-11y-1054		Heater house (for tc) (<i>MP200</i>).

Figure 41

